



# Oraegage Hands-on Natural Dyeing



All oraegage content was selected by the Seoul Metropolitan Government to provide a unique tourism experience in Seoul with the appeal and stories embedded in old stores hidden throughout the city.

Representative of traditional Korean culture, the Hands-on Natural Dyeing invites participants to dye different cloths and fabrics using dyes composed of natural ingredients, rather than chemical-based dyes.

You can experience the process of dyeing using a special plant called "Jjok" persicaria tinctoria, sometimes referred to as Indigo, during the workshop, which is led by a third-generation craftsman who has inherited this unique line of natural dyeing.

## Introduction

### Information

#### Workshop Location

Haneul Mulbit Traditional Natural Dyeing Research Center  
48, Bukchon-ro 15-gil, Jongro-gu, Seoul

Bukchon Traditional Crafts Experience Center  
Bukchon-ro 12-gil, Jongro-gu, Seoul

#### No. of Participants

Haneul Mulbit Traditional Natural Dyeing Research Center  
Conducted at a table with 2 – 10 participants

Bukchon Traditional Crafts Experience Center  
Conducted at a table with 11 – 30 participants

#### Hours

4 times a day 10:00, 12:00, 14:00, 16:00  
※ Reservations required at least two weeks in advance  
※ Punctuality requested

#### Parking

N/A (Disembark at the main street and go on foot)

## Reservation

<b>Website</b>	<a href="https://naturaldye.co.kr">https://naturaldye.co.kr</a>
<b>Management</b>	Rucca Hong (CEO)
<b>Tel</b>	+82-10-4060-0099
<b>Email</b>	<a href="mailto:indigoblue3@naver.com">indigoblue3@naver.com</a>
<b>Reservation</b>	via phone

## Workshop

### Sequence of Activities

- 01 Get to know the process of dyeing with Jjok(persicaria tinctorial).
- 02 Select materials for dyeing the provided handkerchief.
- 03 Create patterns using a rubber band or string.
- 04 Dye the patterned handkerchief fabric by dipping it in dye.
- 05 Repeat the process 2-3 times for about 40 minutes before unraveling the handkerchief to see the results!

### Key Points

- 01 The experience is unique in that CEO Rucca Hong's mother, Il-soon Cho, revived the tradition of dyeing with Jjok (persicaria tinctorial), despite its previous disappearance domestically, and continues her family business across generations, while the process of dyeing with Jjok (persicaria tinctorial) itself is also designated as Important Intangible Cultural Property No. 115.
- 02 Among the works displayed on-site, there is a painting that captures the landscape painting technique using dye for the first ever in Korea.

## Nearby Tourist Attractions

### Samcheong Park

**Address** 134-3, Bukchon-ro, Jongno-gu, Seoul  
**Tel** +82-2-2148-4150

### Samcheong-dong Culture Street

**Address** Samcheong-dong, Jongno-gu, Seoul

### Jeongdok Public Library

**Address** 48, Bukchon-ro 5-gil, Jongno-gu, Seoul  
**Tel** +82-2-2011-5799  
**Website** <http://jdlib.sen.go.kr/>  
**Hours** Weekdays 09:00 - 20:00


### Bukchon Hanok Village

**Address** 37, Gyedong-gil, Jongno-gu, Seoul  
**Tel** +82-2-2133-1372  
**Website** <http://hanok.seoul.go.kr/front/eng/town/town01.do>

### National Museum of Modern & Contemporary Art

**Address** 30, Samcheong-ro, Jongno-gu, Seoul  
**Tel** +82-2-3701-9500  
**Website** <http://www.mma.go.kr/>  
**Hours** Tuesdays, Thursdays, Fridays & Sundays  
10:00 - 18:00  
Wednesdays & Saturdays  
10:00 - 21:00 (Open at night)  
※ Closed on Monday

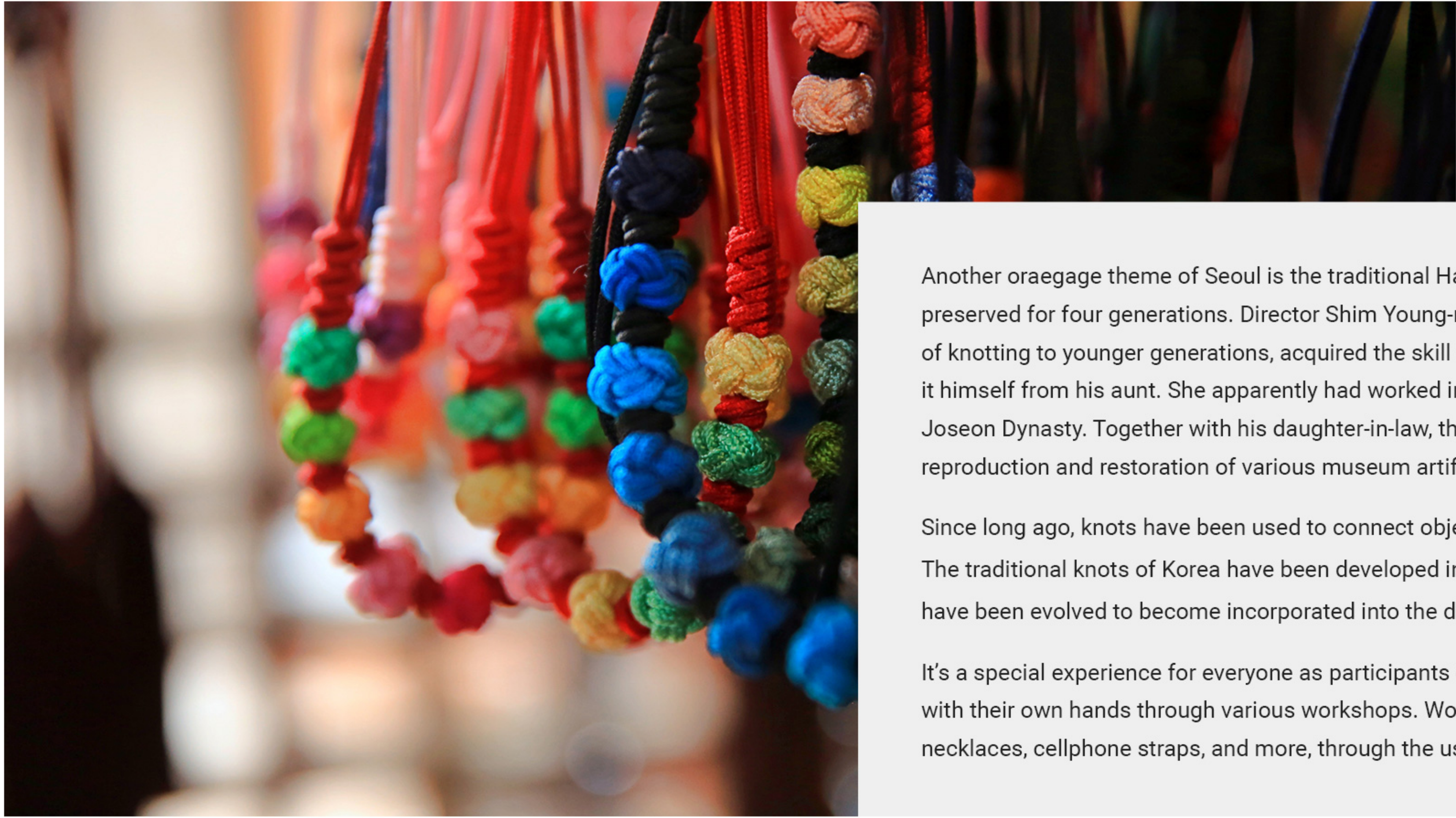
**Contact for enquiry:** SEOUL TOURISM ORGANIZATION [goseoul@sto.or.kr](mailto:goseoul@sto.or.kr)







# Oraegage Traditional hands-on Knots



Another oraegage theme of Seoul is the traditional Hands-on Knots provided by a family business preserved for four generations. Director Shim Young-mi, actively transmitting the traditional function of knotting to younger generations, acquired the skill from her father-in-law, who is said to have acquired it himself from his aunt. She apparently had worked in knotting at one of the palace courts during the Joseon Dynasty. Together with his daughter-in-law, they collectively dedicate themselves to the reproduction and restoration of various museum artifacts, in addition of operating the workshop.

Since long ago, knots have been used to connect objects together in everyday life. The traditional knots of Korea have been developed into crafts to express the beauty of Korea as they have been evolved to become incorporated into the decoration of norigae, or pouches.

It's a special experience for everyone as participants can create something symbolic of Korean beauty with their own hands through various workshops. Workshop themes involve the making of bracelets, necklaces, cellphone straps, and more, through the use of the traditional knotting technique.

## Introduction

### Information

#### Workshop Location

**Donglim Knot Workshop**  
10 Bukchon-ro 12-gil, Jongro-gu, Seoul

**Bukchon Traditional Crafts Experience Center**  
24-5 Bukchon-ro 12-gil, Jongro-gu, Seoul

#### No. of Participants

**Donglim Knot Workshop**  
Conducted at a table with 2-5 participants

**Bukchon Traditional Crafts Experience Center**  
Conducted at each seat with 10 – 30 participants

#### Hours

Progressed frequently 10:00 - 16:00

#### Parking

N/A (Disembark at the main street and go on foot)

### Reservation

**Website** <http://shimyoungmi.com>

**Management** Jin-young Park (CEO)

**Tel** +82-2-3673-2778

**Email** [fairynix@hanmail.net](mailto:fairynix@hanmail.net)

**Reservation** via phone

## Workshop

### Sequence of Activities

- 01 Select the color of the seven finger-ring knots and strings and insert all the finger-ring knots into the knotting needle.
- 02 Tie an oedoraek knot 25cm from the left.
- 03 Hang a string on the knotting needle and pull out one finger-ring knot.
- 04 Tie an oedoraek-knot close to the finger-ring knot.
- 05 Insert the rest of the finger-ring knots and tie oedoraek knots closely together.
- 06 Match it to the size of your wrist to make a bracelet!

### Key Points

- 01 Some of the knots worn by actors in dramas are also on display after sponsoring Hanbok knots that appeared in "The Palace," "Hwang Jini," and other dramas, which were popular both in Korean and abroad.
- 02 A contribution was made in completing the portrait of King Taejo, which is designated as a national treasure, by reproducing King Taejo's portrait of Joseon Dynasty in 1872. That same reproduction is on display at the workshop.

## Nearby Tourist Attractions

### Changdeokgung Palace

**Address** 99, Yulgok-ro, Jongno-gu, Seoul

**Tel** +82-2-3668-2300

**Website** <http://www.cdg.go.kr/>

**Hours** February – October 09:00 - 18:00  
June – August 09:00 - 18:30  
November – January 09:00 - 16:30  
※ Closed on Monday

### Gyedong-gil

**Address** Gye-dong, Jongno-gu, Seoul

### House of Go Hui-dong

**Address** 40, Changdeokgung 5-gil, Jongno-gu, Seoul

**Tel** +82-2-741-8424

**Website** <https://www.jfac.or.kr/site/main/content/gohd01>

**Hours** Daily 10:00 - 18:00  
※ Closed Mondays, New Year's Day, Seollal & Chuseok

Contact for enquiry: SEOUL TOURISM ORGANIZATION [goseoul@sto.or.kr](mailto:goseoul@sto.or.kr)





# Tongin Market Yeopjeon Dosirak Workshop



Built in 1941 during the Japanese Occupation and currently standing as one of Seochon's biggest attractions, Tongin Market is a traditional market with more than 70 years of history.

Due to the settlement of refugees and migrants following the Korean War, there was a rapid increase in Seochon's population, leading to the formation of stores around the area, which gradually transformed to resemble that of a market.

The Yeopjeon Dosirak (dosirak meaning "lunch box" or "packed meal") Workshop at Tongin Market allows participants to pick and eat market food with yeopjeon, brass coins used as currency during the late Joseon Dynasty. This experiential program has become a major tourist attraction in Seoul among foreign tourists, as well as young people.

If you exchange money for yeopjeon at a rate of 500 won per coin, you receive a black plastic plate, which you can carry around the market and use to buy food.

Some of the more popular snack foods include oil tteokbokki (fried rice cakes), fried dumplings, and bindaetteok (mung bean pancakes).

## Introduction

### Information

**Workshop Location**  
18, Jhamun-ro 15-gil, Jongno-gu, Seoul  
(Tongin Market Customer Service Center, 2F)

**No. of Participants**  
No Limit

**Hours**  
Weekdays 11:00 - 15:00  
Weekends & Holidays 11:00 - 16:00

**Holidays**  
Closed Mondays & the 3rd Sunday of every month  
※ Closings for seasonal holidays will be notified separately 1 month in advance

### Reservation

**Website** <https://tonginmarket.modoo.at/>

**Management** Gye-soon Sim (Department Head)

**Contact** +82-10-6234-1874

**Tel** giogihu@nate.com

**Reservation** via phone

## Workshop

### Sequence of Activities

- 01 Buy yeopjeon at the yeopjeon store for 500 won per coin (5,000 won in coins is sufficient).
  - 02 Pick food you want from the dosirak café member stores (Oil tteokbeokki, grilled short-rib patties, gimbap, and other foods are available to choose from).
  - 03 Return to the café with the filled dosirak and buy rice and soup (Rice and soup are 1,000 won each).
  - 04 Enjoy your meal with friends, family, or that special someone!
- \* After visiting the dosirak café, you can receive a 500 won discount on coffee or drinks at a café in the customer service center.

### Key Points

- 01 Seochon, where Tongin Market is located, is a village nestling cozily in between Gyeongbokgung Palace and Inwangsan Mountain. The grounds of the area are alive with history where various royalty and aristocrats once lived, as well as the abundance of cultural assets nearby.
  - 02 It was also considered the most scenic location in Seoul, which served as the reason for many artists living together in the area during the Japanese Occupation.
- Currently, Seochon is one of the few downtown areas in Seoul that retains its original form intact, and is frequented by young people and foreign tourists looking to relish in the ambiance of days passed.

## Nearby Tourist Attractions

**Gyeongbokgung Palace**  
**Address** 161, Sajik-ro, Jongno-gu, Seoul  
**Tel** +82-2-3700-3900  
**Website** <http://www.royalpalace.go.kr/>  
**Hours** Daily 09:00 - 18:00 (Last entry at 17:00)

**Boan Stay**  
**Address** 33, Hyoja-ro, Jongno-gu, Seoul  
**Tel** +82-2-720-8409  
**Website** <http://b1942.com>  
**Hours** Please inquire by phone

**Park No-Soo Art Museum**  
**Address** 34, Ogin 1-gil, Jongno-gu, Seoul,  
**Tel** +82-2-2148-4171  
**Website** <https://www.jfac.or.kr/>  
**Hours** 10:00 - 18:00  
※ Closed Mondays, New Year's Day, Seollal & Chuseok

**Suseong-dong Valley**  
**Address** 185-3, Ogin-dong, Jongno-gu, Seoul  
**Tel** +82-2-2148-2844

Contact for enquiry: SEOUL TOURISM ORGANIZATION [goseoul@sto.or.kr](mailto:goseoul@sto.or.kr)





# Euljiro Light Making Class



The word Euljiro refers to a road that spans from the front of Seoul City Hall to the Dongdaemun History and Culture Park.

To the extent of the saying, “If you take a drawing to Euljiro, even a tank can be made,” Euljiro is the embodiment of the history of Korean manufacturing itself located in the heart of the city.

Packed with shopping districts for tools and lighting equipment, it was regarded as the birthplace of creation.

Euljiro has now been reborn as a trendy modern cultural area that pursues a newtro (a combination of the words “new” and “retro”) theme.

Euljiro's lighting street was the hub for materials used for interior design during the 1970s and 1980s. Currently, the number of millennials visiting the lighting street has seen a dramatic increase due to the Korean newtro craze.

Euljiro is also experiencing a rebirth as a cultural and artistic zone where original lighting-based artwork and other works of young artists and designers are created utilizing various materials.

In particular, as a part of revitalizing Euljiro, young artists are working together and operating special experiential programs where you can make personalized lighting products.

## Introduction

### Information

#### Workshop Location

**Euljiro Alley Workshop**  
10, Changgyeonggung-ro 5na-gil, Jung-gu, Seoul

**Euljiro-dong Community Service Center**  
19, Chungmu-ro 9-gil, Jung-gu,  
Seoul Euljiro-dong Community Service Center

#### No. of Participants

**Euljiro Alley Workshop**  
Conducted at a table with 4 – 8 participants

**Euljiro-dong Community Service Center**  
Conducted at a table with 9- 30 participants

#### Hours

Daily 17:30 - 20:00  
(Morning times are negotiable / Alley lighting at 06:00)  
※ Reservations required at least two weeks in advance  
※ Punctuality requested

#### Parking

N/A (Disembark at the main street and go on foot)

## Reservation

**Management** Won-gyung Lee  
(CEO of Culture and Tourism Distribution Cooperative)

**Tel** +82-10-5511-1944

**Email** wonnieye@naver.com

**Reservation** Via Euljiromance Channel on Kakaotalk  
※ Reservations required at least 1 week in advance  
(negotiable)

## Workshop

### Sequence of Activities

- 01 Place the battery in the converter and connect it to the EL wire and check if the light comes on before turning it off again.
- 02 Turn the EL wire slowly 360 degrees and hold it with the bright side at the front.
- 03 Draw an actual-sized sketch of what you want to make fit to the size of a canvas.
- 04 Think of a single line running from the beginning to the end of the voltage wire.  
(You can measure 1 m in length using a thread or string at home.)
- 05 Create the shape according to the sketch using an EL wire and drill a hole in the curved section so it can be secured.  
(Use caution when drilling so as not to miss your mark!)
- 06 Use pliers or the handle of scissors to shape it with greater detail.
- 07 Turn the lights in the room off then back on again, and you're finished!

### Key Points

- 01 In order to promote the attraction of lighting to the public, the Euljiro Lightway festival has been held in October every year since 2015. During this period, various lighting works embroider the Euljiro area and the Sewoon Plaza with a splendid lighting display.
- 02 Another attraction of Euljiro is Nogari Alley, where you can enjoy the delicious combination of draft beer and nogari (dried pollock). In the 1980s, it was the place where printing plant workers would gather to drink beer with nogari after work, eventually earning its name as Nogari Alley. Since then, the alley was selected as a Seoul Future Heritage site in 2015 and continues to emerge as a hip place on numerous social media pages.

## Nearby Tourist Attractions

### Sewoon Plaza

**Address** 159, Cheonggyecheon-ro, Jongno-gu, Seoul

**Tel** +82-2-2271-2344

**Website** <http://sewoonplaza.com/>

**Hours** Weekdays 09:00 - 19:00  
Saturdays 09:00 - 19:00  
※ Closed Sundays & holidays

### Nogari Alley

**Address** 129, Eulji-ro, Jung-gu, Seoul  
(Subway Line 3, Euljiro 3(sam)-ga Station)

### Cheonggyecheon Stream

**Address** Changsin-dong, Jongno-gu, Seoul

**Tel** +82-2-2290-6114

### Jongmyo Shrine

**Address** 157, Jong-ro, Jongno-gu, Seoul

**Tel** +82-2-765-0195

**Website** <http://jm.cha.go.kr/>

**Hours (Free viewing)**  
February - May & September - October  
Saturdays 09:00 - 18:00  
June - August  
Saturdays 09:00 - 18:30  
November - January  
Saturdays 09:00 - 17:30  
※ Closed Tuesdays

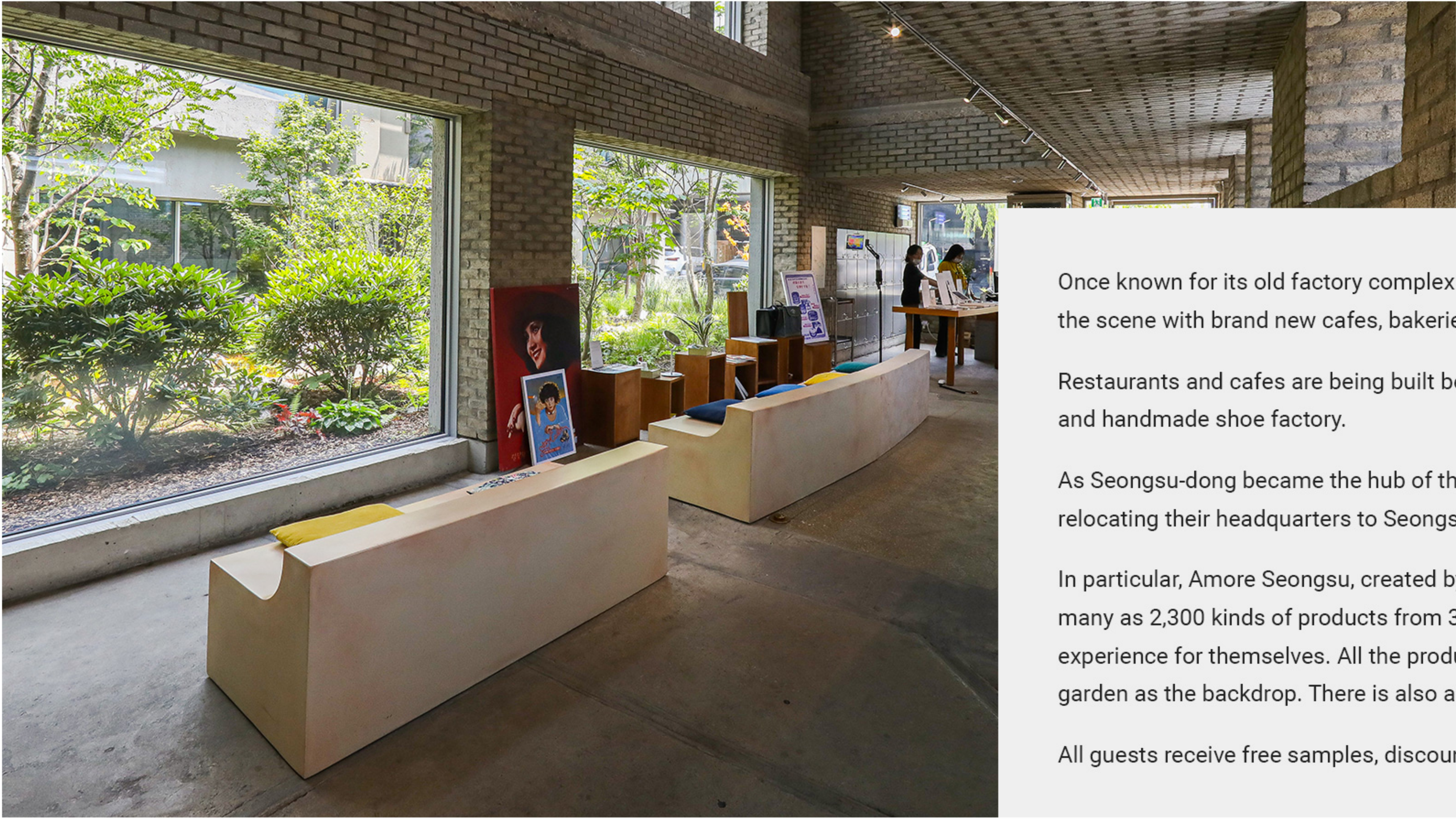


**Contact for enquiry:** SEOUL TOURISM ORGANIZATION [goseoul@sto.or.kr](mailto:goseoul@sto.or.kr)





# Seongsu-dong Beauty Workshop



Once known for its old factory complex and shoe factory, Seongsu-dong is now back on the scene with brand new cafes, bakeries, restaurants, and cultural complexes.

Restaurants and cafes are being built between the automobile repair shop, printing plant, and handmade shoe factory.

As Seongsu-dong became the hub of the newtro trend, fashion brand companies began relocating their headquarters to Seongsu-dong or opened experiential hands-on stores.

In particular, Amore Seongsu, created by the brand, Amorepacific, was built to house as many as 2,300 kinds of products from 30 different brands for the customers to freely experience for themselves. All the products are available for use with a beautiful outdoor garden as the backdrop. There is also an O'sulloc Café located on the second floor.

All guests receive free samples, discount coupons, and more, during their visit.

## Introduction

### Information

#### Workshop Location

7, Ahasan-ro 11-gil, Seongdong-gu, Seoul

#### Hours

Daily 10:30 - 20:30 (Closed Mondays)

#### Parking

N/A (Use vicinity public paid parking lots)

### Reservation

**Website** <https://www.amore-seongsu.com/>

**Management** Gwang-sok Lee  
(Manager of AMORE Seongsu Branch)

**Contact** +82-2-469-8600

## Workshop

### Key Points

01 Since the 1970s, handmade shoe companies have gathered in Seongsu-dong and enjoyed great economic growth and success. Even to this day, Seongsu-dong is the largest handmade shoe industry in Korea, where 70% of all Korean handmade shoe manufacturers are concentrated.

The area is full of workshops where you can make your very own handmade shoes.

02 Seongsu-dong continues to evolve amid the increase of new cultural and artistic complexes in once abandoned neighborhood warehouses and shops.

Seongsu-dong Cafe Street, featuring a slew of cafes, galleries, and workshops with an exterior resembling that of an old factory, is gaining more and more popularity.

There are also many unique places that incorporate various sculptures and existing facilities into their design.

## Nearby Tourist Attractions

### Seongsu Handmade Shoe Street

**Address** 15, Yeonmujang 7-gil, Seongdong-gu, Seoul

**Website** <http://seongsushoes.modoo.at/>

### Seongsu-dong Café Street

**Address** 2-ga, Seongsu-dong, Seongdong-gu, Seoul

### Common Ground

**Address** 200, Ahasan-ro, Gwangjin-gu, Seoul

**Tel** +82-2-467-2747

**Website** <http://www.common-ground.co.kr/>

**Hours** Daily 11:00 - 22:00

### Seoul Forest

**Address** 273, Ttukseom-ro, Seongdong-gu, Seoul

**Tel** +82-2-460-2905

**Website** <http://seoulforest.or.kr/>

**Hours** Daily 00:00 - 24:00 (Open year round)

**Contact for enquiry:** SEOUL TOURISM ORGANIZATION [goseoul@sto.or.kr](mailto:goseoul@sto.or.kr)

